

The SM5-2 is a 2 channel simple microphone mixer designed to expand the area of coverage of a large area to be monitored. It can be used directly with DVRs, I/P cameras or can be connected directly to ETS base stations. Note- the audio output of the SMM2 is "line level" (0db).

**SM1 Microphone Placement**

Locate the SM1s microphones as close as possible to the areas of interest in the space to be monitored. Do not mount the microphones near air conditioning vents, light fixtures or electrical equipment. The SM1s should be placed at least 5 feet away from the subject(s) to be monitored. An SM1 is still useable in the range of 15-25 feet but is dependent on the level of background noise in the area. Experimentation in the environment will determine what distances work best.

**SMM2 location and power**

The SMM2 interface box is designed to be located next to a DVR or I/P camera. The SMM2 requires a 120VAC power source within 3 feet of its location. If this is not possible in your application, you can splice in up to 100 feet of 18 awg, 2 conductor cable to extend the distance between the AC power source and the SMM2.

**Cable Run**

Run up to 2 each 22 gauge, stranded, two conductor shielded cable between the SMM2 mixer and the SM1 microphones. Keep the cable run distances under 1,000 feet and away from AC power sources, light fixtures and electrical equipment. *See Figure 1 for connection diagram.*

**SMM2 level controls**

Each microphone level can be adjusted to a higher or lower volume so that all microphones can be balanced out for similar sound levels (one microphone dominates the overall sound, for example). Experiment by adjusting each level control to achieve the desired overall volume.

**SMM2 audio output.**

This output is typically connected to the audio input of the DVR, I/P camera, etc. You can extend this output up to 1000 feet using audio coaxial cable and 2 field installable RCA (or 3.5mm) connectors. This output can also be connected to any ETS base station microphone input. In this case, the AC adaptor that comes with the SMM2 is not required because it is powered up by the ETS base station. All three connections, +, -, and audio are required along with the cable requirements or 2 conductor shielded. See connection diagrams.

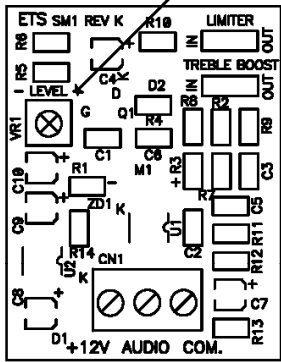
**Caution**

It may be against the law to install this microphone kit in certain environments. It may also be against the law to record conversations of the person(s) being monitored without their knowledge. It is the responsibility of the installation company and end-user to determine if the application of this product is legal. These laws vary from state to state. If you are not informed on these matters, consult a qualified attorney or contact the appropriate state agency. A sticker is provided with this kit for the applications where notification must be posted.

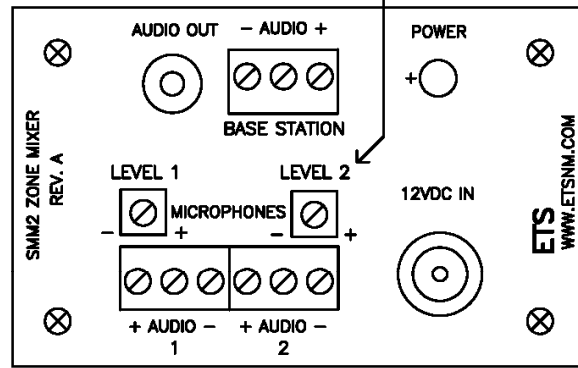
TO AUDIO RECORDER, VCR, DVR AUDIO "LINE OUTPUT"

SOUND SURVEILLANCE SERIES MICROPHONE

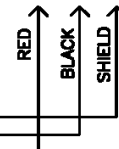
MICROPHONE GAIN CONTROL



MICROPHONE MIX LEVEL CONTROLS

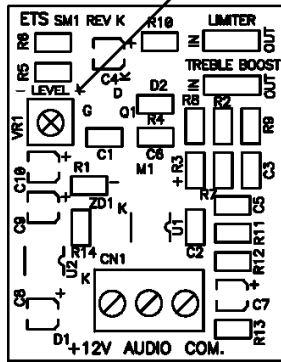


1000 FEET MAX.



12VDC AC ADAPTOR INPUT CENTER "L"

MICROPHONE GAIN CONTROL



1000 FEET MAX.



### Warranty

All ETS products carry a one year parts and labor warranty. This warranty does not cover damages as a result of misuse, improper handling of the unit or exposure to extreme temperatures or moisture. At its discretion, ETS reserves the right to repair or replace this unit under the conditions of the warranty. If you experience problems with your equipment call ETS at: 505-888-3923 to obtain a return authorization number. Equipment requiring repair beyond the warranty period or units that have been damaged or are not covered under the warranty can be repaired by ETS for a minimal cost under most conditions.

Made in the USA  
by  
**ETS** Inc.